

## SW900 will offer you higher cleaning performance and productivity

SW900 will offer valuable benefits to businesses looking for a time-saving, more productive and easy-to-use machine ensuring dust free sweeping of dry debris. An ideal sweeper for cleaning contractors, industry and manufacturing, schools, warehouses, hotels, exhibition & congress centers.

Higher cleaning performance and productivity.


- All controls can be overviewed and reached from operator position
- More comfortable to maneuver with ergonomic handlebar
- Easier to adjust speed: Traction lever integrated in handlebar
- The hopper, holding 60 litre, easy to pull off sweeper
- Side broom control on handlebar
- Automatic on/off when side broom is lowered/raised
- Quicker and more effective cleaning of filter: Electric shaker system



SW900 walk-behind sweeper for both indoor and outdoor use offers dust free removal of dry debris. It will increase your everyday productivity through new valuable benefits: Total control from operator position, improved ergonomics with hopper on wheels, and higher cleaning performance.

Picture shown may not represent model quoted

• Standard equipment

Included accessories	Ref. no.	Min. required	SWEeper SW900 84B UK	SWEeper SW900 84B	SWEeper SW900 84P
<b>Filter for Sweeping</b>					
FILTER POLYESTER	1464691000	1	•	•	•
<b>Main Broom</b>					
BROOM MAIN 265X600 CHEVR. 6R PPL 0.5-0.8	1465215000	1	•	•	•
<b>Side Broom</b>					
BROOM SIDE 109X315 PPL 0.5	146 3035 000	1	•	•	•
<b>Other</b>					
 COUNTER HOUR 24V KIT	9096951000	1	•	•	•
FILTER SHAKER ELECTRIC KIT	1465474000	1	•	•	•

Model	SWEeper SW900 84B UK	SWEeper SW900 84B	SWEeper SW900 84P
Ref. no.	41600680	9084110010	9084111010

### PRODUCT FEATURES

Dust collection	•	•	•
Electrical filter shaker	•	•	•
Right side broom ppl	•	•	•
Battery version	•	•	
Battery Meter	•	•	



## SW900 will offer you higher cleaning performance and productivity


Model	SWEEPER SW900 84B UK	SWEEPER SW900 84B	SWEEPER SW900 84P
Ref. no.	41600680	9084110010	9084111010

## PRODUCT FEATURES

Petrol version			•
Adjustable handle	•	•	•
Wet sweep by-pass	•	•	•
On-board charger	•	•	





Technical specifications	SWEEPER SW900 84B UK	SWEEPER SW900 84B	SWEEPER SW900 84P
Sound pressure level (dB(A))	70	70	78
Motor power source	Battery	Battery	Petrol
Max. speed (km/h)	4.5	4.5	4.5
Productivity main broom theoretical/actual (m <sup>2</sup> /h)	2700/1620	2700/1620	2700/1620
Productivity 1 side broom theoretical/actual (m <sup>2</sup> /h)	3715/2230	3715/2230	3715/2230
Productivity 2 side brooms theoretical/actual (m <sup>2</sup> /h)	4725/2835	4725/2835	4725/2835
Working width w/right side broom (mm)	825	825	825
Working width w/2 side brooms (mm)	1050	1050	1050
Max. climbing rate (%)	20	20	20
Hopper volume (l)	60	60	60
Filter area (m <sup>2</sup> )	1.9	1.9	1.9
Side broom diameter (mm)	315	315	315
Main broom (mm)	600	600	600
Length x width x height (mm)	1390x870x1100	1390x870x1100	1390x870x1100
Gross weight (gvw) (kg)	176.5	176.5	122
Net weight (kg)	82	82	88
Operating weight (kg)	143	143	88.5

• Standard equipment, ○ Supplementary accessories, □ Mountable equipment

Accessories	Ref. no.	Min. required	SWEEPER SW900 84B UK	SWEEPER SW900 84B	SWEEPER SW900 84P
<b>Side Broom</b>					
BROOM SIDE 109X315 PPL 0.5	146 3035 000	1	•	•	•
BROOM SIDE 145X300 NYLON	146 3036 000	1	○	○	○
<b>Battery</b>					
 BATT. 12V-85AH WET SEMI T MONOBLOC	80564800	1	□	□	
BATT. 6V-175Ah WET Tubular Monobloc	80563211	2	□	□	



SW900 will offer you higher cleaning performance and productivity

Accessories		Ref. no.	Min. required	SWEeper SW900 84B UK	SWEeper SW900 84B	SWEeper SW900 84P
	BATT. 6V-180AH GEL MONOBLOC	80564000	2	<input type="checkbox"/>	<input type="checkbox"/>	
	BATT. 12V-105AH GEL MONOBLOC	80564400	1	<input type="checkbox"/>	<input type="checkbox"/>	
	BATT. 12V-110AH WET TUBULAR MONOBLOC	80564600	1	<input type="checkbox"/>	<input type="checkbox"/>	
<b>Main Broom</b>						
	BROOM MAIN 265X600 CHEVR. 6R PPL 0.5-0.8	1465215000	1	<input checked="" type="checkbox"/>	<input checked="" type="checkbox"/>	<input checked="" type="checkbox"/>
	BROOM MAIN 265X600 CHEVRON 6R MIX STELL	146 0750 000	1	<input type="checkbox"/>	<input type="checkbox"/>	<input type="checkbox"/>
	BROOM MAIN 265X600 CHEVRON 7R MIX 5	1465216000	1	<input type="checkbox"/>	<input type="checkbox"/>	<input type="checkbox"/>
<b>Filter for Sweeping</b>						
	FILTER PAPER	1464902000	1	<input type="checkbox"/>	<input type="checkbox"/>	<input type="checkbox"/>
	FILTER POLYESTER	1464691000	1	<input checked="" type="checkbox"/>	<input checked="" type="checkbox"/>	<input checked="" type="checkbox"/>
	PREFILTER	1465018000	1	<input type="checkbox"/>	<input type="checkbox"/>	<input type="checkbox"/>
<b>Other</b>						
	BROOM LEFT SIDE PPL KIT	1465408000	1	<input type="checkbox"/>	<input type="checkbox"/>	<input type="checkbox"/>
	COUNTER HOUR 24V KIT	9096951000	1	<input checked="" type="checkbox"/>	<input checked="" type="checkbox"/>	<input checked="" type="checkbox"/>
	FILTER SHAKER ELECTRIC KIT	1465474000	1	<input checked="" type="checkbox"/>	<input checked="" type="checkbox"/>	<input checked="" type="checkbox"/>
	FILTER SHAKER MANUAL KIT	1465480000	1	<input type="checkbox"/>	<input type="checkbox"/>	<input type="checkbox"/>
<b>Flap and Skirt</b>						
	SKIRTS NO MARKING KIT	1465541000	1	<input type="checkbox"/>	<input type="checkbox"/>	<input type="checkbox"/>